



County of Orange Registrar of Voters



VOTE EASY.
VOTE SECURE.

ORANGE COUNTY REGISTRAR OF VOTERS



2024 Presidential General Election Media Briefing

October 2, 2024

A solid yellow horizontal bar spans the width of the slide at the bottom.



Housekeeping

- Please mute yourself unless speaking
- May raise your hand to ask a question or submit a question in the chat
- Please type your name and media organization in the chat



Welcome & Introductions

- Bob Page, Registrar of Voters
- Registrar of Voters Staff





Agenda

- 2024 Presidential General Election and Important Dates
- Mailing of County Voter Information Guides and Ballots
- Election Security
- Online Data Available
- Media Opportunities Schedule
- Expanded Ballot Processing Capacity

2024 Presidential General Election



2024 General Election – Important Dates

- Wednesday, September 25, 2024: Voter Information Guide Mailing Began
- Monday, October 7: Vote-by-Mail Ballot Mailing and Early Voting Begins
- Monday, October 21, 2024: Last Day to Register to Vote
- Saturday, October 26, 2024: Select Vote Centers Open
- Saturday, November 2, 2024: All Vote Centers Open
- Tuesday, November 5, 2024: Election Day/Last Day to Vote
- Tuesday, December 3, 2024: Certify Election Results



Assembly Bill 3184 (Berman)

- Amended in Senate to add urgency provisions specific only to the 2024 Presidential General Election regarding deadlines for Vote-By-Mail signature cures and completion of the canvass.
 - Signature Cure Deadline – 5 p.m. on Sunday, Dec. 1
 - Certification Deadline – no earlier than Tuesday, Dec. 3
- Signed into law by Governor Newsom on Sept. 22.



Post-Election Canvass Activities

28-Day Canvass Period

- Process and count VBM Ballots
- VBM Ballots postmarked by Election Day received within seven days of Election
- Provisional Ballots (including Same Day Voter Registration ballots)
- Signature verification and signature cure process
 - Allowed to cure signature up to two days before the County certifies results.
- Post-election Audits and Tests



County Voter Information Guides and Ballots

- Voter Information Guides (VIG) – mailing began September 25
- View & download by visiting ocvote.gov/VIG

Orange County's Voter Information Guide

PRESIDENTIAL GENERAL ELECTION

Tuesday, November 5, 2024
Vote-by-mail voting begins October 7th

VOTING OPTIONS AND DETAILS INSIDE!

VOTE EASY. VOTE SECURE.

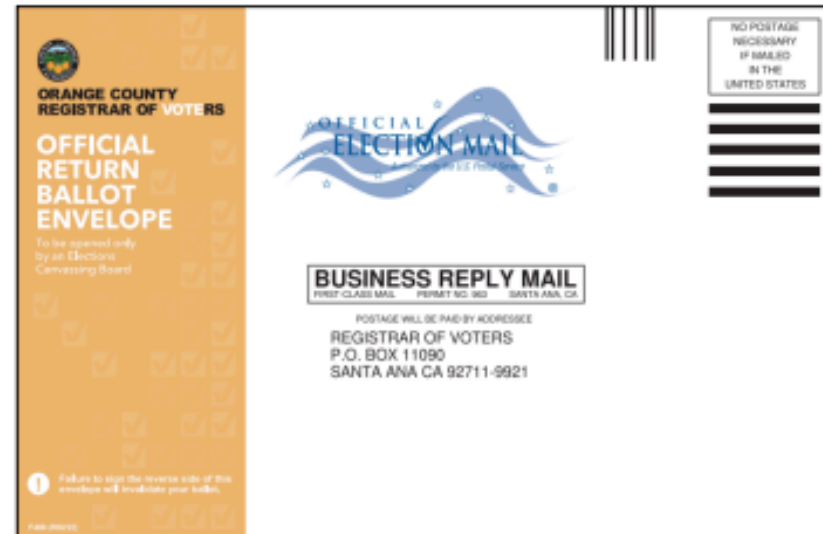
ORANGE COUNTY REGISTRAR OF VOTERS



County Voter Information Guides and Ballots

- Vote-by-Mail ballots – starting October 7
- Track your Vote-by-Mail ballot


(ocvote.gov/track)





2024 Presidential General Election

- All registered voters will receive a Vote-By-Mail ballot
- 184 Vote Centers
 - 38 open for 11 Days
 - 146 open for 4 Days
 - 23 with a drive thru ballot drop off
 - 5 pop-up voting events
- 123 Ballot Drop Boxes open on October 7
 - Open for 30 days until November 5

Locations: ocvote.gov/options


Pop-ups: ocvote.gov/pop-up



Four Ways to Vote

- US Postal Service – no postage necessary
- Ballot Drop Boxes
- Drop off in person at any Vote Center, including ROV
- Vote in-person at any Vote Center

More information: ocvote.gov/voting





2024 Presidential General Election

What offices are up for election?

- Party nominated election for U.S. President and Vice President
- Voter nominated elections for U.S. Senator (partial & full term), Congressional Representatives, State Senate, and Assembly
- Nonpartisan elections for County First District Supervisor, City offices, School District offices, Special District offices, and City and School District Measures.

More information: ocvote.gov/elections



2024 Presidential General Election

- 573 unique ballot styles
- 171 Candidate Contests
- 409 Candidates
- 10 State Propositions and 30 Local Measures

Security and Integrity Measures



Orange County Elections are...

- Secure
- Accurate
- Transparent
- Accessible
- Fair





Security and Integrity Measures

- Physical
- Technical
- Process
- People

Security and Integrity Measures – Physical

- Badge access controls
- Auditable security seals on equipment
- Ballot drop boxes
 - Made of thick, secure metal
 - Bolted to concrete
 - Individually keyed





Security and Integrity Measures - Technical

- Electronic voter check-in with near real-time updates
- Voter data is secured and encrypted while in transit and at rest
- All votes are cast on paper ballots
- Pre- & post-election confirmation of voting system software version
- Vote tally system is not connected to the internet
- Intrusion detection/prevention systems in place



Security and Integrity Measures – Process

- Voter File Maintenance – Regular and consistent
- Ballot Handling – Daily randomized routes, GPS tracking, radio communication with controlled chain of custody
- Signature verification of all Vote-by-Mail ballots
- Pre-election & post-election Logic and Accuracy tests
- 1% Manual Tally and Risk Limiting Audit
- Partnerships – Federal, State, and Local law enforcement & DA



Voter Registration File Maintenance

- Perform all daily maintenance activities required by law
- Perform additional discretionary activities, including
 - Identification of duplicate voter registration files
 - Access third-party data to identify possible voter changes
 - Encourage voters to re-register to update their information and signature
- Performance Measurements:
 - 700,375 updates to voter registration records in 2023
 - 97,477 voters cancelled in 2023 (incl. 14,987 deceased)
 - Only 1.59% of the 2024 Primary Election ballots were undeliverable



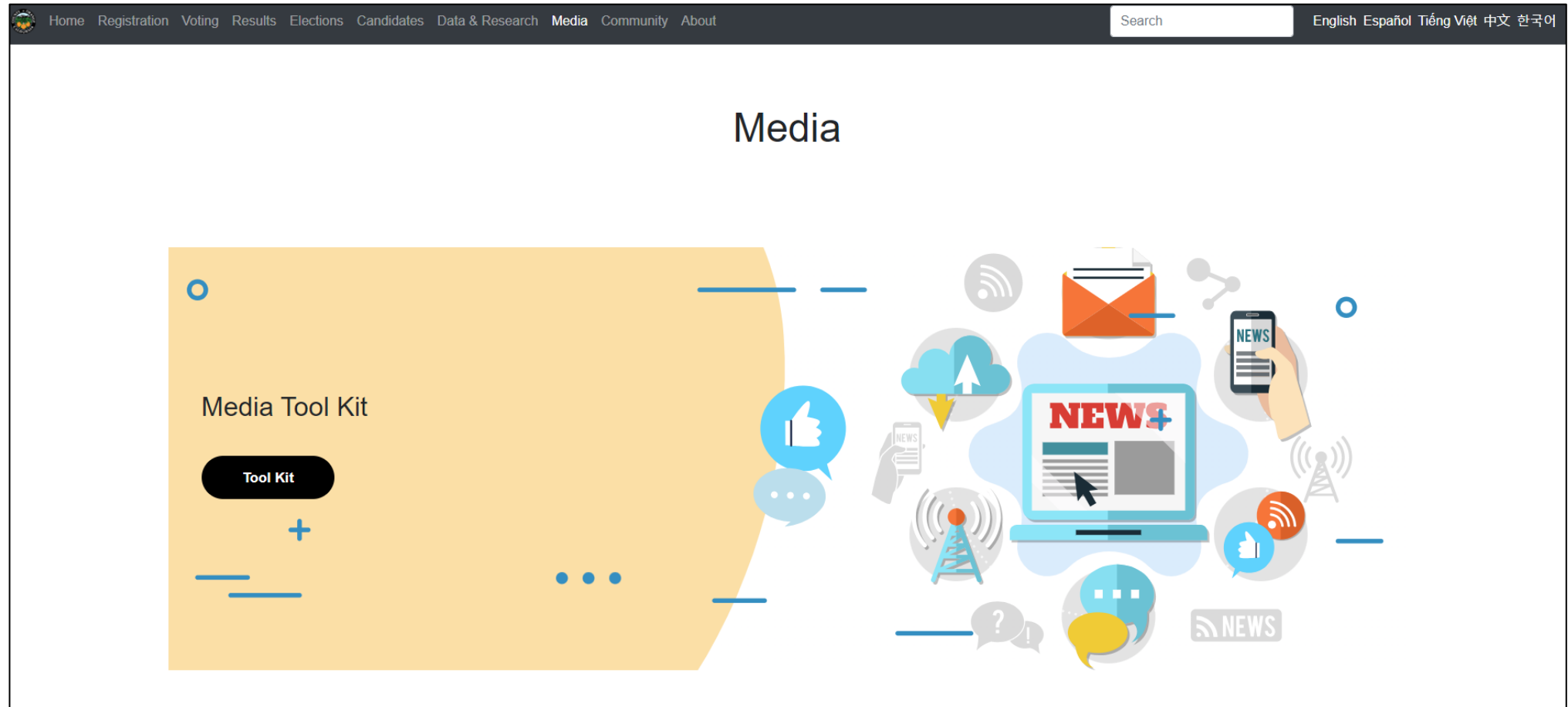
Security and Integrity – People

- Background checks on all employees
- Extensive training provided to all employees
- Two-person integrity for movement of ballots
- Use of DA Investigators, Sheriff's deputies, and security officers
- Command Center/Vote Center Help Desk
- Rapid deployment teams

Online Data Available



Media Kit





Media Kit

- Available online – ocvote.gov/media
- Accurate and helpful election administration information
- Instructions about how to access resources and data
- Library of graphics, photos and videos



Online Data Available

- Data Central – Registration and Ballots Returned
ocvote.gov/datacentral
- Map Central – Registration, Find My District, and Results
ocvote.gov/map-central
- Election Results – Results and What's Left to Process
ocvote.gov/results

The image features a white background with two thick, horizontal yellow bars. One bar is positioned at the top, and the other is at the bottom, framing the central text. The text "Data Central" is centered between these bars.

Data Central



Current Voter Registration

ocvote.gov/datacentral

View Data

- Voter Registration
- 1,837,056 Voters*

Orange County Registrar of Voters	
Election Data Central	
Registration Ballots Results Maps Petitions Visualizations	
Current Registration Counts	
Total active voters	1,837,056
Total inactive voters (what are inactive voters?)	300,118
Change from yesterday	↑ 142
Change (%)	0.01
Secretary of State report of registration (9/6/2024)	1,798,405
Statewide	21,240,236
Military and overseas	9,085
Party Counts	
DEM	679,682
REP	624,362

Current Registration Counts	
Total active voters	1,837,056



Party Registration on Data Central

ocvote.gov/datacentral

View Data

- Party Counts

Registration	Ballots	Results	Maps	Petitions	Visualizations
Current Registration Counts					
Total active voters		1,837,056			
Total inactive voters (what are inactive voters?)		300,118			
Change from yesterday		↑ 142			
Change (%)		0.01			
Secretary of State report of registration (9/6/2024)		1,798,405			
Statewide		21,240,236			
Military and overseas		9,085			
Party Counts ←					
DEM		679,682			
REP		624,362			
AI		70,873			
GRN		6,917			
LIB		21,600			
P-F		9,278			
MISC		5,236			
NPP		419,108			

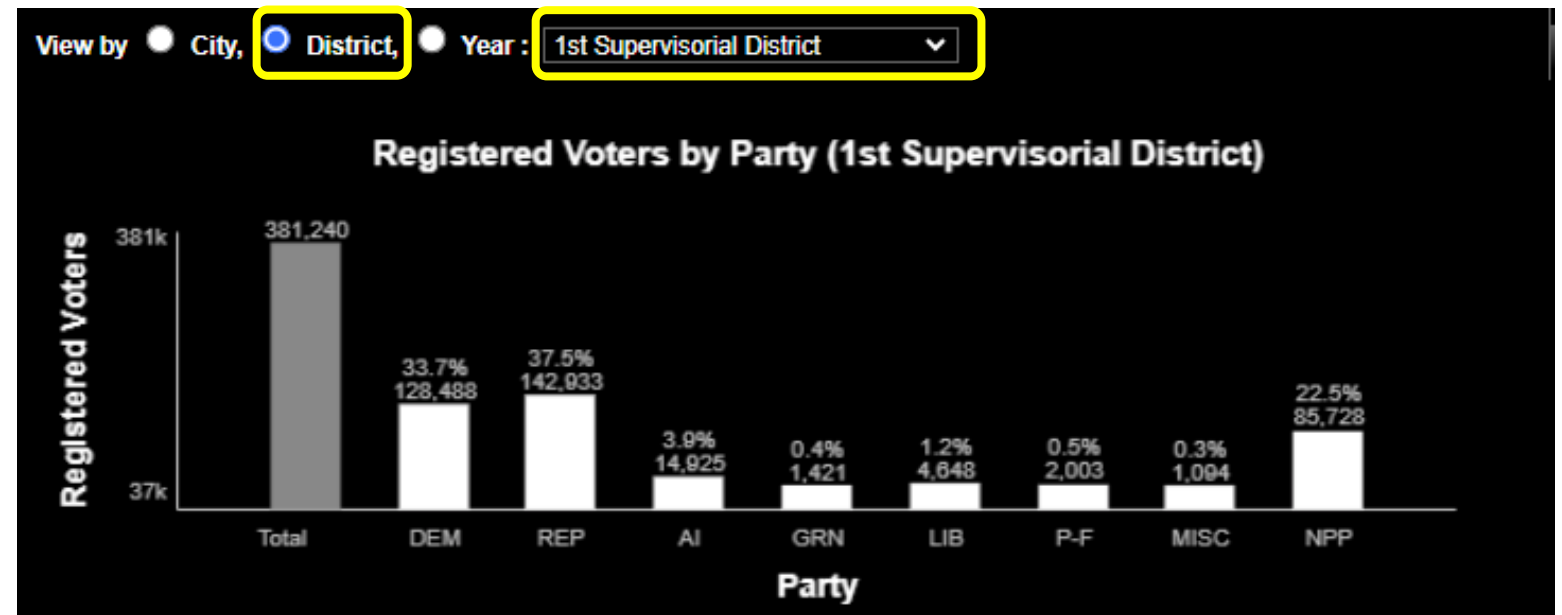


Party Registration on Data Central

ocvote.gov/datacentral

View Data

- City
- District
- Year





Ballots Returned on Data Central

ocvote.gov/datacentral

View Data

- Ballots Issued
- Ballots Returned

Orange County Registrar of Voters | Registration | Voting | Results | Data | Media | Community | About

Election Data Central

2024 Residential General Election

Select ballots issued or returned: **Ballots Returned**

Current Total Ballots Returned	Ballots Issued
Breakdown of countywide turnout	Ballots Returned
Vote-by-Mail ballots	0
Military and overseas ballots	0
Total vote-by-mail ballots returned	0
All ballots returned by party	
(*indicates crossover ballots from "No Party Preference" voters)	
Daily breakdown of vote-by-mail ballots returned	See Link
Raw Count of In-Person Ballots Cast	See Link

Customized view by

City, District :



Map Central





Map Central

ocvote.gov/map-central

View Data

- Click for Tutorial
- Daily Registration
- Find My District
- Election Results



Map Central | Orange County Registrar of Voters

Daily Stats | Find My District | Current Election - Results

Voter Registration Daily Stats

On this daily stats page, you can view district representation, voter demographic data and registration trends within selected districts, and countywide. Select a district you would like to learn more about in the drop-down lists below.

[Click For Tutorial](#)

Follow the Steps below to select a District:

Step 1: Select by DISTRICT TYPE
Orange County

Step 2: Select by DISTRICT NAME
Orange County

Step 3: Select by SUB DISTRICT NAME
Whole District

Step 4: Select by Precinct
No Precinct Selected

Updated: 7/31/2024

Voter Counts by District - Voter Registration Trends

1,842,192

Whole District

District | Age | Party | Language | District - Reg Trends | OC - Reg Trends



Daily Registration on Map Central

ocvote.gov/map-central

View Data

- District Type
- District Name
- Sub District Name
- Precinct

Map Central | Orange County Registrar of Voters

Navigation: Daily Stats | Find My District | Current Election - Results | Other

Voter Registration Daily Stats

On this daily stats page, you can view district representation, voter demographic data and registration trends within selected districts, and countywide. Select a district you would like to learn more about in the drop-down lists below.

[Click For Tutorial](#)

Follow the Steps below to select a District

- Step 1: Select by DISTRICT TYPE
County Supervisor
- Step 2: Select by DISTRICT NAME
1st Supervisorial District
- Step 3: Select by SUB DISTRICT NAME
Whole District
- Step 4: Select by Precinct
No data

ACTIVE REGISTERED VOTERS: 762,452

PRECINCTS: 744

INCUMBENTS LIST
1st Supervisorial District:
County Supervisor 1st District - Andrew Do

PRECINCTS LIST

10314
10314
10315
10315
10316
10316
10317
10317
10319
10319
10320
10320
10325

Voter Counts by District - Voter Registration Trends

762,452

Whole District

Navigation: Voters by District | Voters by Age | Voters by Party | Voters by Language | District Level - Registration Trends | OC - Registration Trends

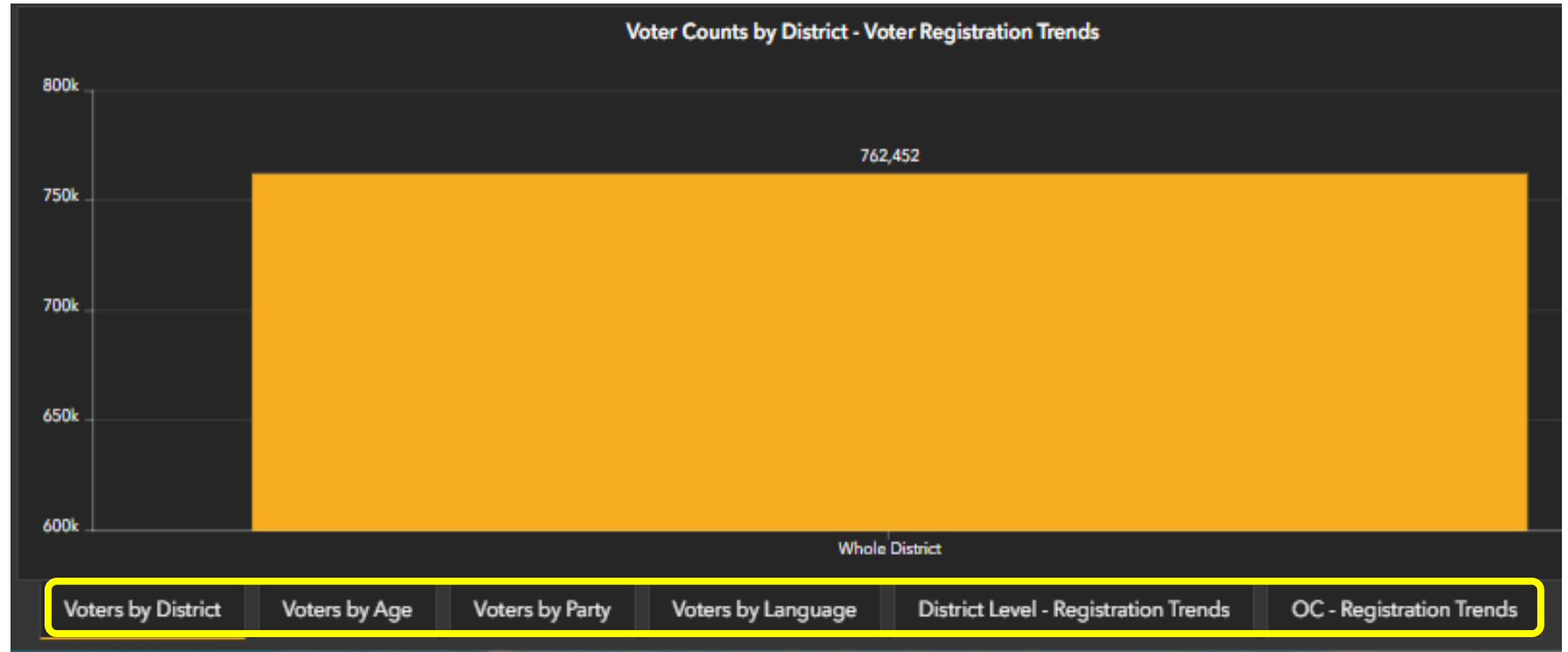


Daily Registration on Map Central

ocvote.gov/map-central

View Data

- District
- Age
- Party



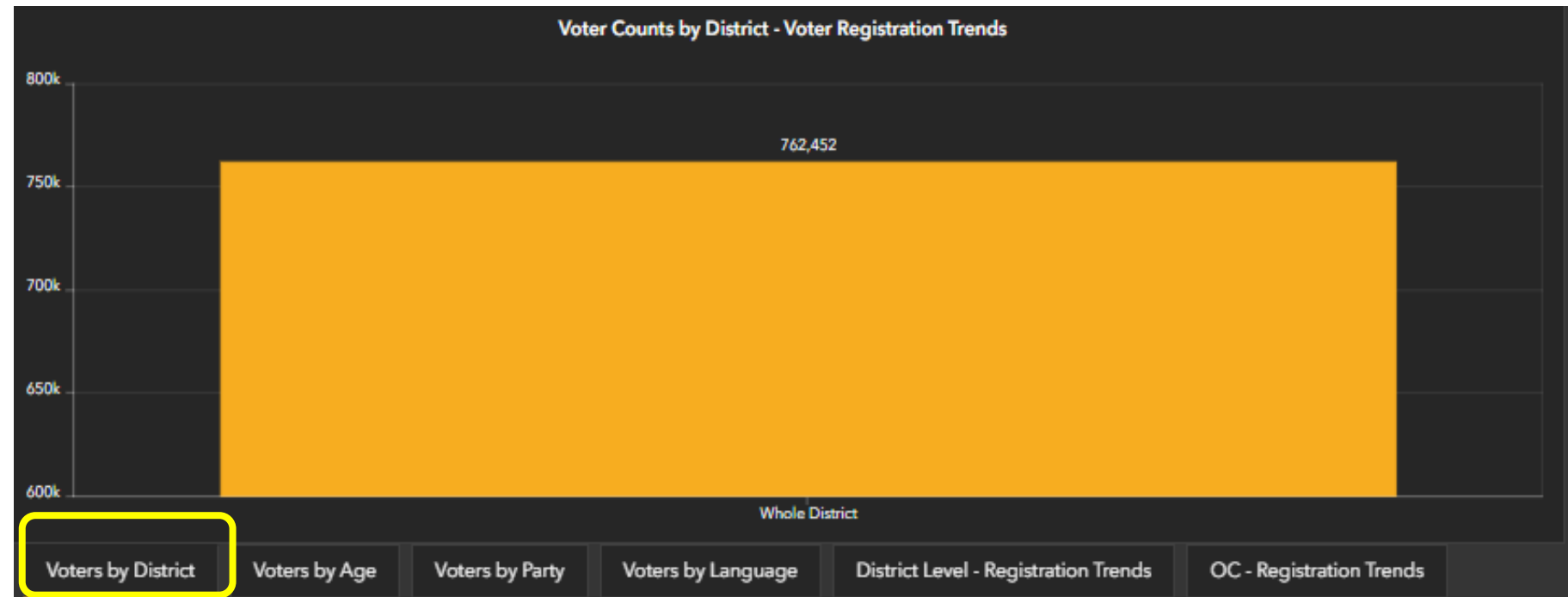


District Registration on Map Central

ocvote.gov/map-central

View Data

- District



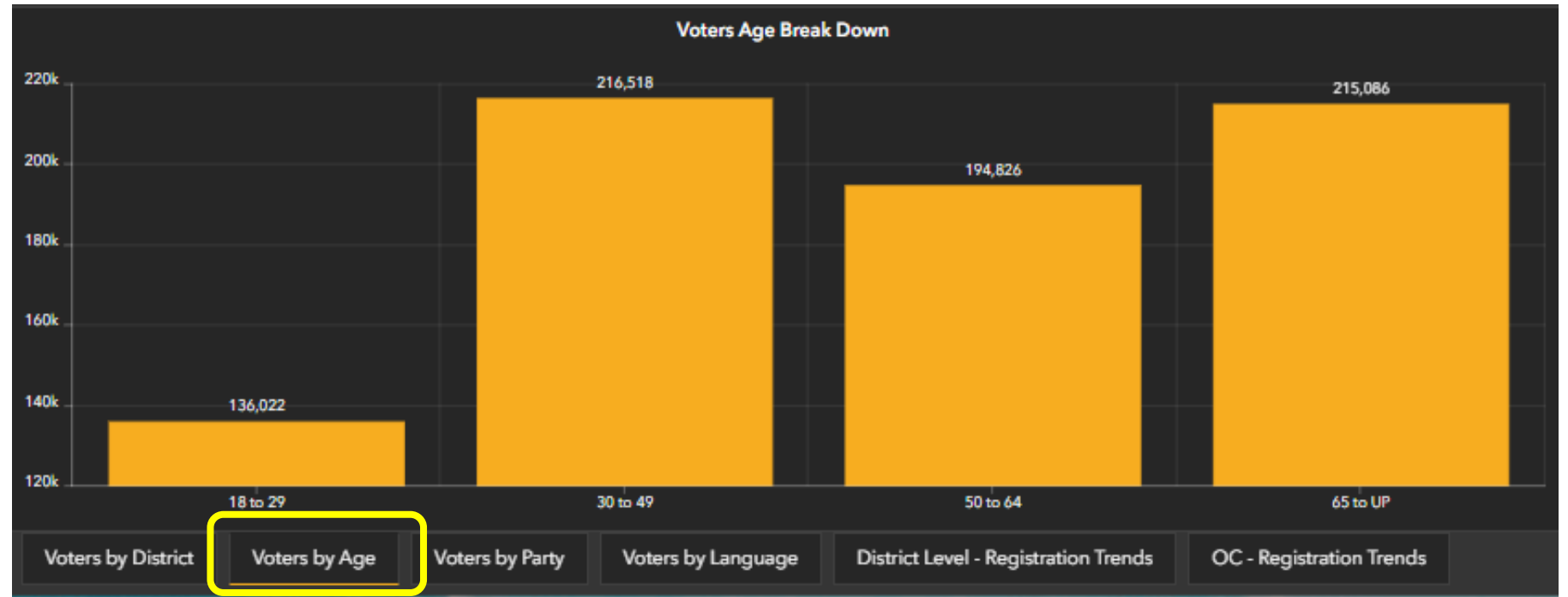


Age Group Registration on Map Central

ocvote.gov/map-central

View Data

- Age



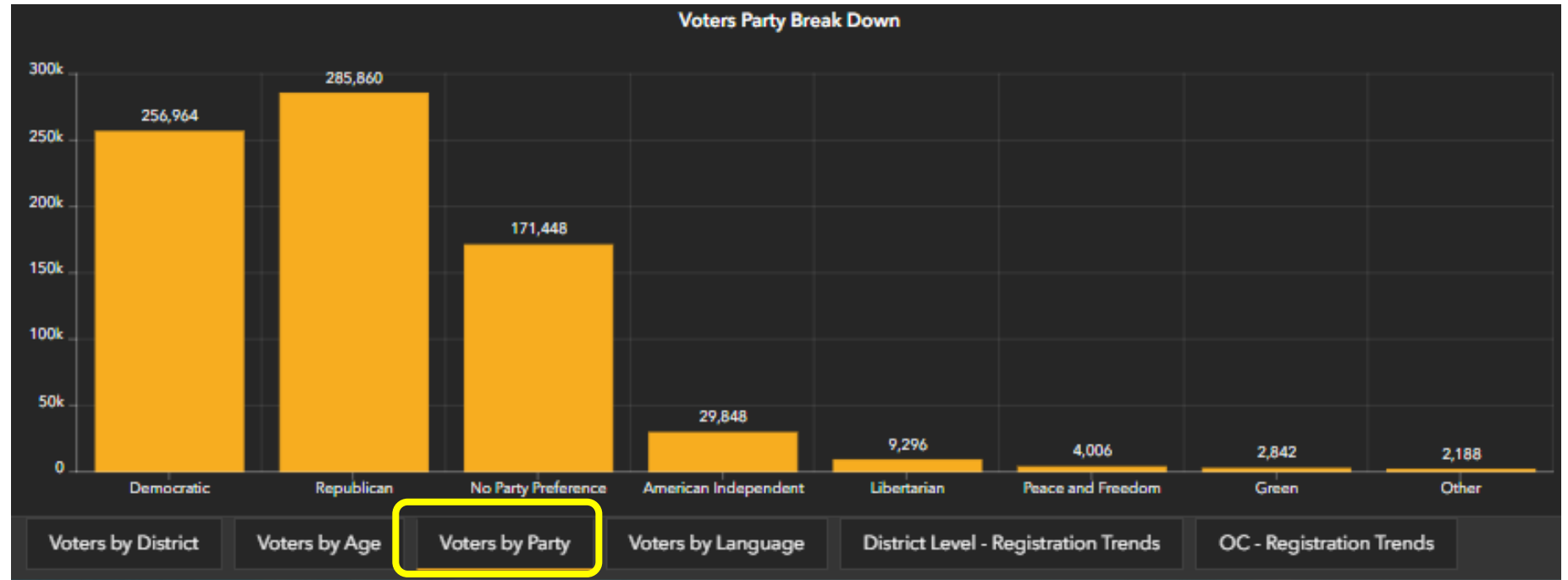


Party Registration on Map Central

ocvote.gov/map-central

View Data

- Party





Find My District on Map Central

ocvote.gov/map-central

- Find My District
- Enter Address

Map Central | Orange County Registrar of Voters

Daily Stats **Find My District** Current Election

Find My District - Lookup Tool

Find address or place

District Lookup Tool

Step 1: Begin entering your address, or by using the interactive map to click on a location

Step 2: If you entered an address, select the correct address from the suggested list to find the latest district boundaries.

Find address or place

Map labels: Seal Beach, Huntington Beach, Fountain Valley, Santa Ana, Newport Beach, Garden Grove, Westminster, Costa Mesa, Newport Beach.

District labels: 1st Supervisorial District, 70th Assembly District, 34th Senate District, 36th Senate District, 5th Supervisorial District, 47th Congressional District, 2nd Supervisorial District, 88th Assembly District.



Find My District on Map Central

VOTE CENTERS | Map Central | Orange County Registrar of Voters

Daily Stats | **Find My District** | Current Election - Re

Find My District - Lookup Tool

District Lookup Tool

Step 1: Begin entering your address, or by using the interactive map to click on a location

Step 2: If you entered an address, select the correct address from the suggested list to find the latest district boundaries.

▼ Buena Vis, Irvine, California X 🔍 🕒

◀ Orange County

Orange County

- US President - Joseph R. Biden
- United States Senator - Alex Padilla
- United States Senator - Laphonza Butler
- Governor - Gavin Newsom**
- Lieutenant Governor - Eleni Kounalakis
- Secretary of State - Shirley Weber
- State Controller - Malia Cohen
- State Treasurer - Fiona Ma
- Insurance Commissioner - Ricardo Lara
- Attorney General - Rob Bonta
- Superintendent of Public Instruction - Tony K. Thurmond
- County Superintendent of Schools - Al Mijares
- Assessor - Claude Parrish
- Clerk-Recorder - Hugh Nguyen

Search result: 1300 S Grand Ave. Santa Ana, CA, 92705, USA

Show more results

Zoom to



Results by Precinct on Map Central

Map Central | Orange County Registrar of Voters

Daily Stats **Current Election - Results** Other

2024 City of Anaheim District 3 Special Recall Election

ELECTION RESULTS DATA:
Election Results can be used by the general public and other interested parties to view map-based election results.

Explore election results by selecting your area of interest and contest. Use the map tabs to view results by elected office, and proposal and explore voter turnout.

PRECINCT SELECTION:
Click on the Selection Button on the upper left of the map to select the Precinct winner by select Contest.

PRECINCT WINNER:
The result will only display if there are greater than 10 ballots cast per Contest per Precinct.
Precinct less than 10 ballot cast will have a Gray Hatching.

Follow the Steps below to select Contest or Precinct:

Contest Selected:
2024 City of Anaheim
District 3 Special Recall Election

Optional: Select a Precinct
Optional to Select a Precinct

City of Anaheim, County of Los Angeles, California State Parks, Esri, TomTom, Garmin, SafeGraph, GeoTechnologies, Inc, MET/NASA, USGS, Bureau of Land Management, EPA, NPS, USDA, USFWS | Orange County Registrar of Voters Powered by Esri

VOTERS		
BALLOT CAST	REGISTERED	TURN-OUT
6,018	25,829	23.30%
OVERVOTES - 0		UNDERVOTES - 3

TOTAL CAST VOTES	
COUNT	TURN-OUT
6,015	23.29%

CAST VOTES TYPE			
VOTE CENTER		VOTE BY MAIL	
COUNT	TURN-OUT	COUNT	TURN-OUT
297	1.15%	5,718	22.14%

CONTEST CHOICE
Shall Natalie Rubalcava be recalled (removed) from the Office of Council Member of District 3 of the City of Anaheim?

No	3,238
Yes	2,773

Results Updated: 6/19/24 @ 5:05 PM
Official Election Results

Select CONTEST CHOICE to see the WINNER by Precinct Highlighted in green. Only the Precinct with 10+ ballots cast will show.

TOTAL PRECINCTS
16
Total 16 Precincts for the Election

Precinct Count List



Results by Precinct on Map Central

2024 City of Anaheim District 3 Special Recall Election

ELECTION RESULTS DATA:
Election Results can be used by the general public and other interested parties to view map-based election results.

Explore election results by selecting your area of interest and contest. Use the map tabs to view results by elected office, and proposal and explore voter turnout.

PRECINCT SELECTION:
Click on the Selection Button on the upper left of the map to select the Precinct winner by select Contest

PRECINCT WINNER:
The result will only display if there are greater than 10 ballots cast per Contest per Precinct

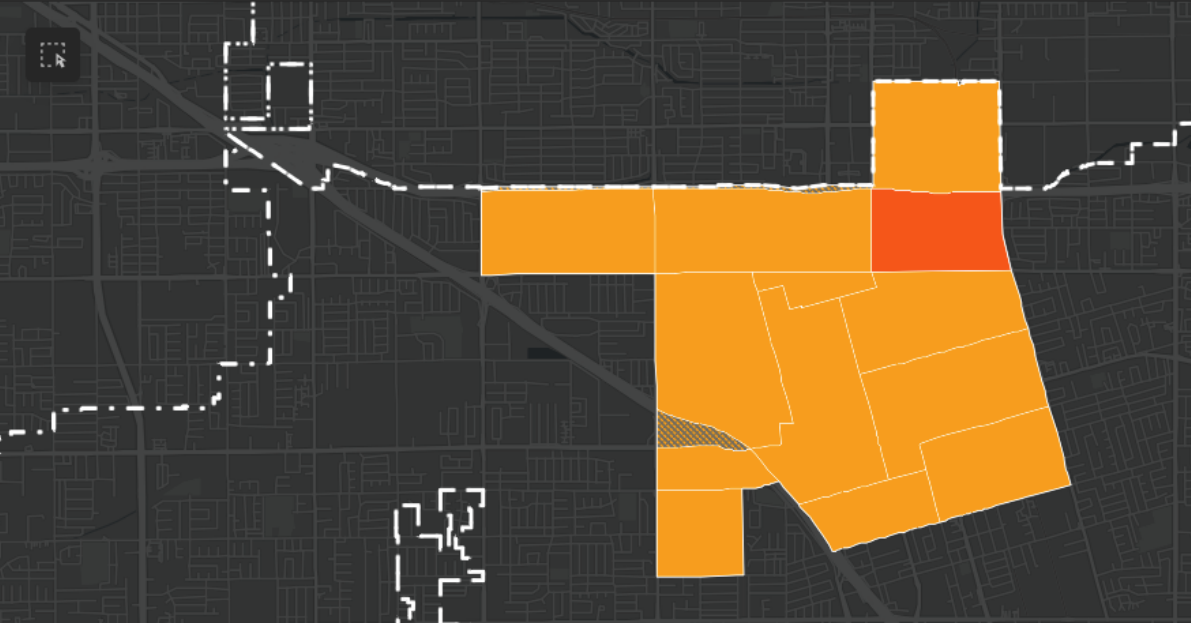
Precinct less than 10 ballot cast will have a Gray Hatching

Follow the Steps below to select Contest or Precinct:

Contest Selected:
2024 City of Anaheim
District 3 Special Recall Election

Optional: Select a Precinct
02001

Results Updated: 6/19/24 @ 5:05 PM
Official Election Results



City of Anaheim, County of Los Angeles, California State Parks, Esri, TomTom, Garmin, SafeGraph, GeoTechnologies, Inc, METI/NAS

CONTEST CHOICE

Shall Natalie Rubalcava be recalled (removed) from the Office of Council Member of District 3 of the City of Anaheim?

Response	Count
No	19
Yes	41

Select CONTEST CHOICE to see the WINNER by Precinct highlighted in green. Only the Precinct with 10+ ballots cast will show.





Results by Precinct on Map Central





Results





Reporting Schedule and Ballots Left To Process

ocvote.gov/results

View Data

- Results

The screenshot shows the 'Results' page on the ocvote.gov website. The page has a dark navigation bar at the top with links for Home, Registration, Voting, Results, Elections, Candidates, Data & Research, Media, Community, and About. A search bar and language options (English, Español, Tiếng) are also present. The main content area is titled 'Results' and features a sub-section 'Election Results' with the text 'Fast, accurate, and detailed election results at your fingertips. Customize how you view election results and more.' Below this are three cards: 'Current Election Results' with a document icon, 'Customized Election Results' with a slider icon, and 'Election Results Archives' with a folder icon. Each card has a 'View' button. A large yellow arrow points to the 'View' button of the 'Current Election Results' card.

Election Results



Website Updated: 6/19/2024 4:18:31 PM Refresh Display Auto-Refresh

2024 City of Anaheim District 3 Special Recall Election

Results Precincts Reporting Voter Turnout Reports Like Post

OFFICIAL ELECTION RESULTS

VOTER TURNOUT

23.3%

Ballots Counted: 6,018
Registered Voters: 25,829

PRECINCTS REPORTING

100%

Partially Reporting: 0
Fully Reporting: 16
Total Precincts: 16

List Slideshow 📄 🕒 📅 🖨️ Customize Viewing Results

Showing 1 of 1 contests

Shall Natalie Rubalcava be recalled (removed) from the Office of Council Member for District 3 of the City of Anaheim?
(VOTE FOR 1)

<input type="checkbox"/> No	3,240	53.87%	<div style="width: 53.87%;"></div>
<input type="checkbox"/> Yes	2,775	46.13%	<div style="width: 46.13%;"></div>



Reporting Schedule and Ballots Left To Process

[Detail Data and Reports](#)

Detailed district reports for the election.

[Election Night Operations](#)

Election night monitoring and live video broadcast.

[Election Night Reporting Schedule](#)

View the Election Night Reporting Schedule.



Results Reporting Schedule

Home Registration Voting Results Elections Candidates Data & Research Media Community

node / Election Results Reporting Schedule / Revisions / 24331 / Revision of Election Results Reporting Schedule from Sat, 02/24/2024 - 14:16

Election Results Reporting Schedule

March 5, 2024 Presidential Primary Election Results Reporting Schedule

Tuesday, March 5th	8:05 p.m.	First Election Night unofficial results (vote-by-mail ballots only).
Tuesday, March 5th	9:30 p.m.	First unofficial in-person voting results.
Tuesday, March 5th	10:00 p.m.	Second unofficial in-person voting results.
Tuesday, March 5th	10:30 p.m.	Third unofficial in-person voting results.
Tuesday, March 5th	11:00 p.m.	Fourth unofficial in-person voting results.
Tuesday, March 5th	11:30 p.m.	Fifth unofficial in-person voting results (tentative last results, but updates will continue until all Vote Centers have reported)
Wednesday, March 6th	5:00 p.m.	First update following Election Night

Updates will continue each weekday by 5:00 p.m. during the canvass period until the last official results are posted.

15370 views

📞 📍 📱 📧 📺



Reporting Schedule and Ballots Left To Process

Reporting Schedule for June 4, 2024 City of Anaheim District 3 Special Recall Election

Tuesday, June 4th	8:05 p.m.	First Election Night unofficial results (vote-by-mail ballots only).
Tuesday, June 4th	9:30 p.m.	Second Election Night unofficial results (tentative last results for the evening - check the results page for update times on election night)
Wednesday, June 5th	5:00 p.m.	First update following Election Night

Updates will continue each weekday by 5:00 p.m. during the canvass period until the last official results are posted.

Popular Links

- Risk Limiting Audit
- Current Election Results
- Customized Election Results
- Election Results Reporting Schedule
- Election Night Operations

Popular Links

- Election Results Reporting Schedule
- Election Night Operations
- Detailed Data and Reports
 - What's Left to Count**
 - Final Ballots to Count



Ballots Left To Process

Registration Voting Results Elections Candidates Data & Research Media Community About English Español Tiếng Việt

What's Left to Process

***IMPORTANT DISCLAIMER:** Ballot estimates will expand as eligible ballots (mailed on or before Election Day) are received via USPS and ballots deposited in official drop boxes (prior to 8PM on Election Night) are received and processed.

Note: These estimates were prepared based on averages and will be adjusted following additional detailed sorting.

Estimate of Ballots Left to Process
Click here to see an estimate of the total ballots left to process.





Vote-by-mail Ballots received on or before Election Day via mail left to process
Click here to see an estimate of vote-by-mail ballots left to process.

Ballots Returned at Drop Boxes Left to Process
Click here to see an estimate of ballots returned at drop boxes left to process.

Duplicated Ballots Left to Process
Click here to see ballots that require duplication left to process.

***Eligible Vote-by-Mail Ballots Received After Election Day Left to Process**
Click here to see an estimate of eligible vote-by-mail ballots received after Election Day left to process. These numbers can fluctuate, and reflect eligible vote-by-mail ballots received up to 72 hours after Election Day.

Conditional Voter Registrations Left to Process
Click here to see an estimate of eligible conditional voter registrations left to process. These numbers include voters who registered and voted after the close of registration.

    Orange County Registrations

Media Opportunities Schedule



Media Opportunities Schedule

- Saturday, October 5, 2024: Vote-by-Mail Ballot Mailing Begins
 - Visuals of ballots on pallets being loaded for transport to USPS for mailing on Monday, October 7, 2024
- Monday, October 7, 2024: Early Voting Begins
 - OC ROV office open for in-person voting
 - Ballot drop-off locations open
- Tuesday, October 8, 2024: Testing and VBM Ballot Processing Begins
 - Creation and scanning of test ballots for Logic and Accuracy Test
 - VBM ballot processing includes sorting, signature verification



Media Opportunities Schedule

- Saturday, October 26, 2024: 38 Select Vote Centers Open for 11 Days
 - Visuals of Vote Centers opening
 - Set up visuals available
- Tuesday, October 29, 2024: Media Tour at OC ROV
 - Guided tour of ballot-processing center
 - TV stand-ups with OC Registrar
- Saturday, November 2, 2024: 146 Additional Vote Centers Open for 4 Days
 - Visuals of Vote Centers opening and set up



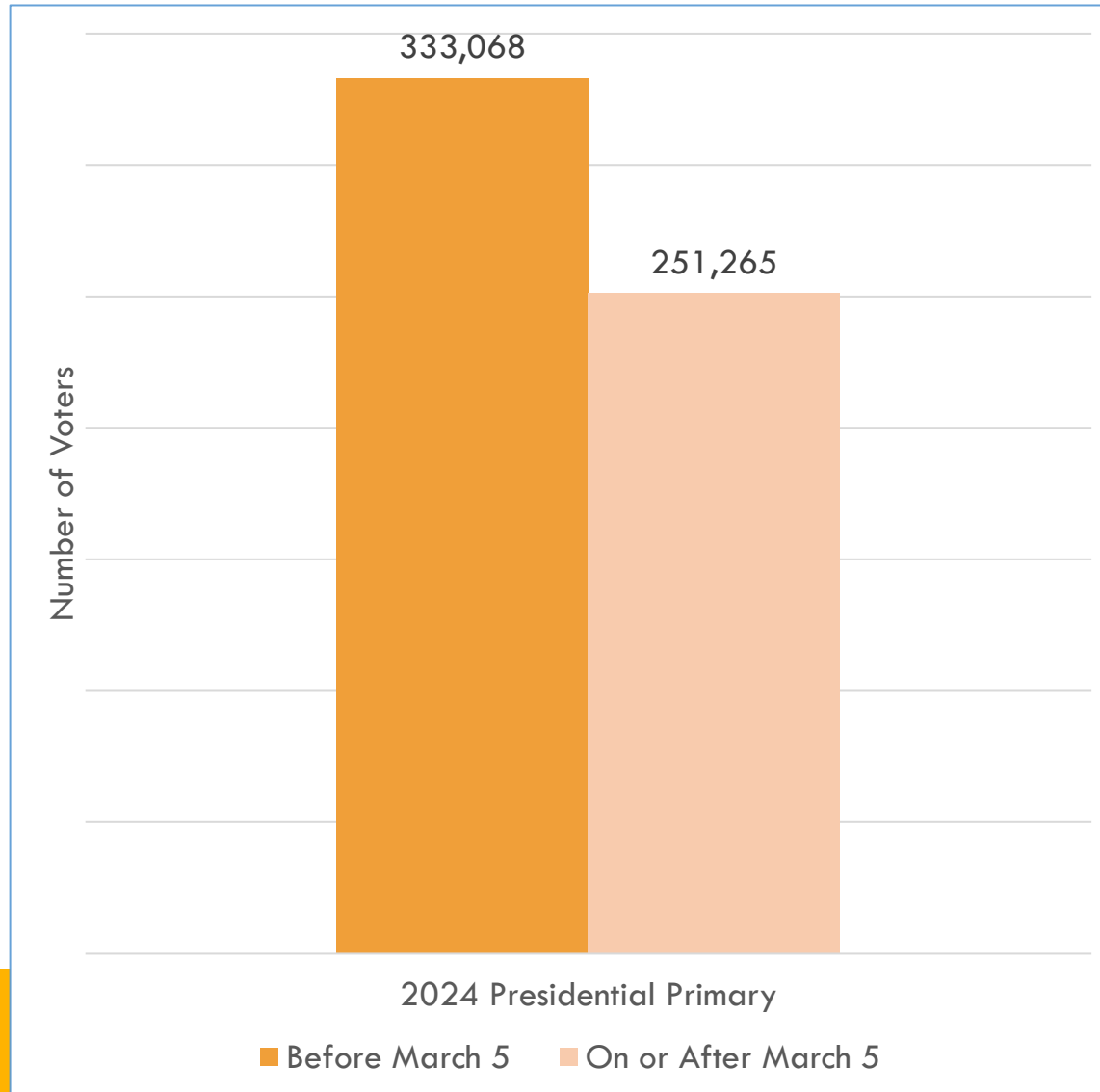
Media Opportunities Schedule

- Tuesday, November 5, 2024: Election Day
 - Ballot processing and counting at OC ROV
 - Results starting at 8:05 p.m., followed by 9:30 p.m., and then each half hour until all precincts have been reported on election night
- Wednesday, November 6, 2024: Official Canvass Begins
 - VBM ballot processing and counting continues
 - Audits and post-election testing of election equipment and software
 - Daily schedule available – ocvote.gov/observe

Expanded Ballot Processing Capacity



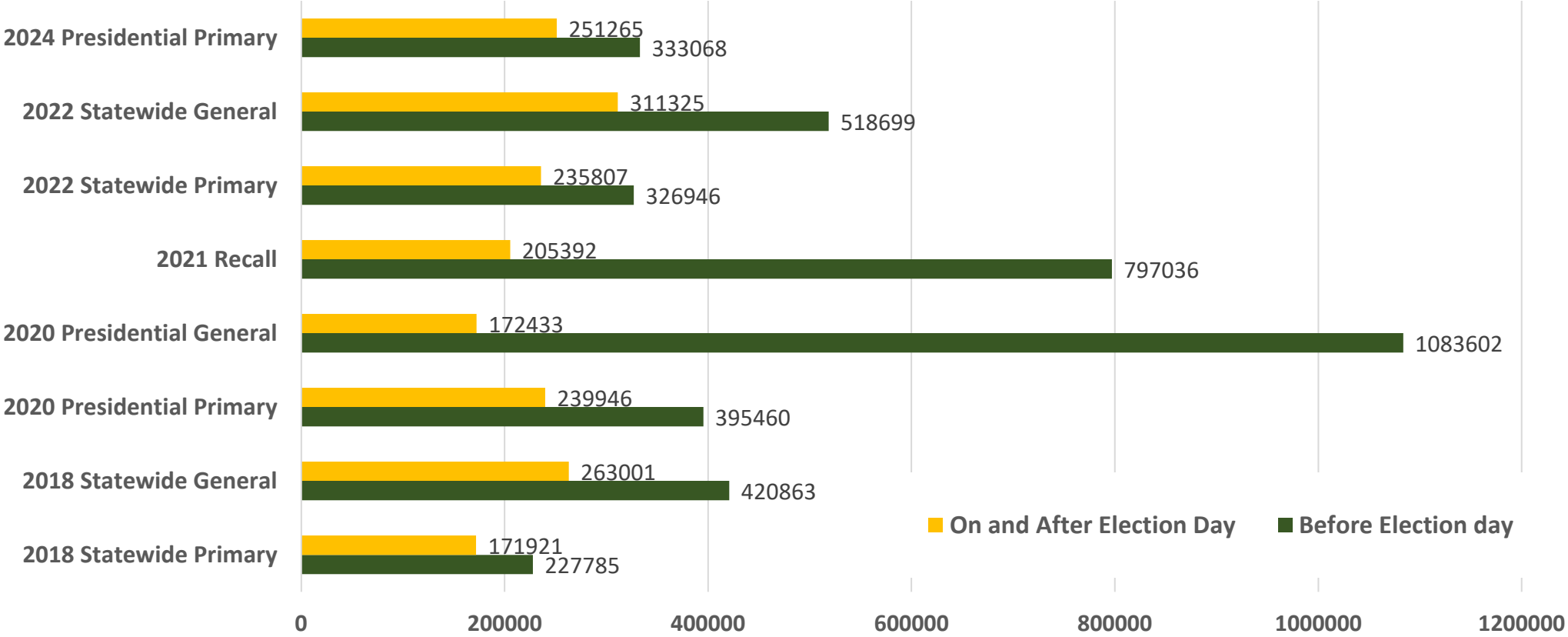
Vote-by-Mail Returned Before/After Election Day





Vote-by-Mail Returned Before/On Election Day

Vote-by-Mail Returned Before/After Election Day



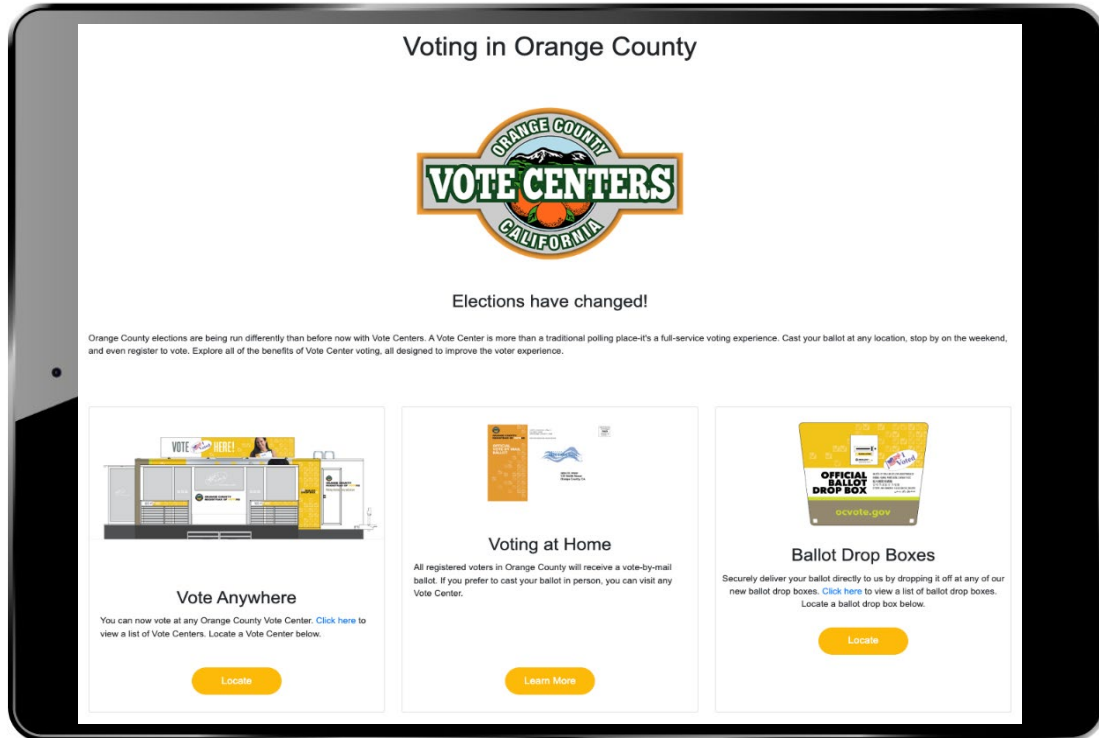


Building Operating Capacity

- County invested \$4.1 million on vote-by-mail ballot processing equipment
- Results in 2024 Presidential Primary Election
 - Early ballots in drop boxes started process same-day
 - 91% of early ballots in first results (up from 85% in Nov. 2022)
 - By E+7, counted 96% of all ballots (up from 89% in Nov. 2022)



Contact Us



Registrar of Voters
1300 S. Grand Ave. Bldg C, Santa Ana



Online
ocvote.gov



Live Chat
ocvote.gov/chat



Call – Media
714-567-5197



Email - Media
mediasupport@ocvote.gov



Questions



**THANK
YOU!**

